

The eco-friendly hutch for your calves

WWW.WELFARE-FARM.COM



By SPM

Calfella®

HEALTHY CALF, EXCELLENT COW



MADE IN ITALY

Why Calfella?



**100%
RECYCLABLE**



**CLEAR
COST
SAVINGS**



**RESISTANT TO WEATHER
CONDITIONS AND MANURE**

Maximum animal welfare as it guarantees

1

Bio-security

2

Thermal insulation
(from heat and cold)

3

**Ergonomics, smooth
and flexible shapes to prevent
injuries and sores in calves**

4

**Excellent
socialisation**

5

**No metal, made entirely
of technopolymer**

6

**Natural and
permanent colours**

“

I was looking
for a calf hutch that
would be easy to install
and clean, and also
durable over time...
and I found
Calfella.”

CRISTIAN - FARMER



It complies with current laws
on animal welfare (LAW 2008/119/EU) as it offers:





**Optimal
ventilation**



**Free access to
outdoor space**



**Multiple stall for
movement and
socialisation for
up to 6 calves**



**Safety
for calf health**

Housing according to BIO regulations reg. EU 2018/848

Individual housing for 1 calf



Individual housing
for 2 calves



Individual ranch for 1 calf



Double ranch for 2 calves



Housing from single to group in according to EFSA guidelines for animal welfare



Individual housing up to 3 calves



Double housing up to 3+3 calves



Individual ranch up to 2 calves



Double ranch up to 2+2 calves




Easy to install and sanitize

Calfella is the result of in-depth studies that led to the conception of a technologically advanced product, easy to install in **just a few minutes with a single tool**, featuring fastening and attachment systems entirely made of recyclable plastic.


Thanks to the tilting and lifting system, it is easy to clean and move.


Modular outdoor configurations

The materials used to produce Calfella® are designed to withstand all types of weather, guaranteeing durability, product functionality and the well-being of the calf.











Modular indoor configurations

The version of the fence on 4 sides (ranch), suitable for indoor housing, allows the socialization of several calves.

The product is developed to offer multiple configurations



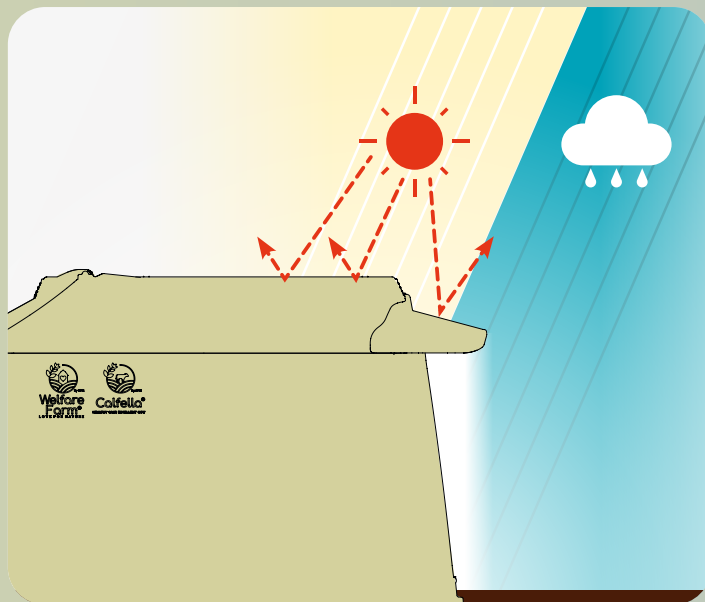


Thermal insulation

It is essential for the calf's well-being to avoid temperature fluctuations and high temperatures.

The Calfella® housing system is designed to reduce these problems thanks to:

- Glossy surfaces for maximum reflectance of sunlight
- Sunrays blocking opaque material to prevent the passage of sunlight
- UV-resistant material
- Roof ventilation solutions





Assembly
time




Compact version easy
to transport (even to
mountain pastures).
It can be anchored to
the ground by drilling
holes in the pre-marked
positions on the sides.
It can also be used as
an infirmary to isolate
the calf on veterinary
prescription.

ACCESSORIES



The bucket reducer is designed for small quantities of starter feed to prevent waste during the early stages of weaning.



The milk bucket "Milk & Milk" is compartmented with double teats for a pair housing. The capacity of the bucket is 4+4 litres



The milk bucket has a sloping bottom towards the teat to improve calf suckling.



The bracket is designed to hook onto the fence and support the milk bucket.



The bucket can be used either for water or feed and is attached to the fence.



The bucket cover, with its attachments, fits perfectly onto the enclosure and serves to protect the feed quality from the weather.



2X



1X



KIT


The side gate of the enclosure is designed to facilitate socialization among calves, allowing communication between two enclosures.

ACCESSORIES



KIT

The front protective roof is designed to further improve the calf's protection from the weather by protecting the hutch entrance from rain and sunlight.



KIT

Double insulating roof. Eliminates the formation of condensation and improves the internal microclimate in the cold months, reducing the formation of bacteria.



The wheels attached to the enclosure facilitate handling when cleaning and organising the calf housing.



KIT

Raised roof to improve ventilation and maintain a cool, dry environment inside the hutch.

Dimensions

HUTCH (excluding accessories)

inside	214 x 148 x 138 cm (h)
outside	223 x 157 x 141 cm (h)
weight	38 Kg

FENCE (excluding accessories)

inside	142 x 158 x 110 cm (h)
outside	150 x 186 x 110 cm (h)
weight	31 Kg

Internal hutch area: 3,2 m²

Internal fence area: 2,2 m²

Total internal area (hutch + fence): 5,4 m²

Total external dimensions (hutch + fence):
384 cm (L) x 157 cm (W) x 141 cm (H)

FENCE on 4 sides (excluding accessories)


inside	164 x 142 x 110 cm (h)
outside	172 x 150 x 110 cm (h)
weight	35 Kg

Total internal area: 2,3 m²

GUARANTEED FOR 10 YEARS*

In the event of accidental damage to parts of the hutch or fence, spare parts are available for purchase.

*See terms and conditions at www.welfare-farm.com







Via Patrioti, 44/46
25014 Castenedolo (BS) - ITALY
T. 0303363211
info@welfare-farm.com
www.welfare-farm.com

Welfare Farm is a brand
of SPM Brescia Italy

